



Executive Committee Meeting  
October 13, 2023  
1-2:30 PM  
Zoom

# Agenda

<b>Subject</b>	<b>Presenter(s)</b>	<b>Shared via Zoom</b>	<b>Formal Committee Action Requested Today</b>	<b>Time</b>
<b>Meeting Open</b>	Caitlin Chaffee, Chair	Agenda	Review and approve June 2023 EC notes.	1:00
<b>NBEP Quarterly Financial Report</b>	Darcy Young, NBEP	PPT	None.	1:05
<b>FY2023 BIL Workplan &amp; Budget Revision</b>	Darcy Young, NBEP	PPT	Determine whether to send the materials to the Steering Committee for review and approval.	1:10
<b>NBEP Bipartisan Infrastructure Law Equity Plan</b>	Darcy Young, NBEP	PPT	Determine whether to send the draft Equity Plan to the Steering Committee for review and approval.	1:30
<b>Update on NBEP Executive Director Search</b>	Caitlin Chaffee, Chair and Allen Hance, RWU	None.	None.	1:45

**Approve June 8, 2023 Meeting Notes  
(2 min)**

# NBEP Quarterly Financial Report (5 min)

# Financials as of August 31, 2023

Category	Section 320 & SNEP Funds - FY2021 and FY2022 <sup>(1)</sup>				Section 320 & SNEP Funds - FY2023				BIL <sup>(2)</sup>				Program Income		Total Available				Notes
	Budget	Total Spent	Total Encumbered <sup>(3)</sup>	Total Available To Spend	Budget	Total Spent	Total Encumbered <sup>(3)</sup>	Total Available To Spend	Budget	Total Spent	Total Encumbered <sup>(3)</sup>	Total Available To Spend	Awarded	Spent	Budget	Total Spent	Total Encumbered <sup>(3)</sup>	Total Available to Spend	
Salary	\$860,038	\$581,531	\$581,531	\$278,507	\$463,257	\$0	\$0	\$463,257	\$0	\$0	\$0	\$0			\$1,323,295	\$581,531	\$581,531	\$741,764	FY23 budget is for 5 FTEs (Executive Director and Ecologist hires) and RWU interns; still have 8 months of salary in the bank
Fringe	\$278,259	\$128,791	\$128,791	\$149,468	\$169,458	\$0	\$0	\$169,458	\$0	\$0	\$0	\$0			\$447,717	\$128,791	\$128,791	\$318,926	
Travel	\$13,175	\$9,646	\$9,646	\$3,529	\$9,250	\$0	\$0	\$9,250	\$0	\$0	\$0	\$0			\$22,425	\$9,646	\$9,646	\$12,779	
Office Supplies	\$7,254	\$13,010	\$13,010	-\$5,756	\$15,000	\$0	\$0	\$15,000	\$0	\$0	\$0	\$0	\$500	\$500	\$22,754	\$13,510	\$13,510	\$9,744	
Contracts	\$116,200	\$34,426	\$59,688	\$56,512	\$45,734	\$0	\$0	\$45,734	\$0	\$0	\$0	\$0			\$161,934	\$34,426	\$59,688	\$102,246	\$65K for Vision 2034; remainder for interns, community engagement, ANEP
Subawards	\$1,309,942	\$397,851	\$1,306,264	\$3,678	\$232,573	\$0	\$175,000	\$57,573	\$1,819,600	\$235,041	\$1,437,300	\$382,300			\$3,362,115	\$632,892	\$2,743,564	\$443,551	remaining BIL Year 2 funds for capacity awards; remaining \$320/SNEP for outreach
Meals	\$8,160	\$6,394	\$6,394	\$1,766	\$8,100	\$0	\$0	\$8,100	\$0	\$0	\$0	\$0			\$16,260	\$6,394	\$6,394	\$9,866	
Event Hosting	\$2,400	\$3,912	\$3,912	-\$1,512	\$1,500	\$0	\$0	\$1,500	\$0	\$0	\$0	\$0	\$1,600	\$1,600	\$5,500	\$5,512	\$5,512	\$1,588	
Prof Development	\$4,515	\$207	\$207	\$4,308	\$0	\$0	\$0	\$0	\$0	\$0	\$0	\$0			\$4,515	\$207	\$207	\$4,308	
Phone	\$11,128	\$10,174	\$10,174	\$954	\$4,776	\$0	\$0	\$4,776	\$0	\$0	\$0	\$0			\$15,904	\$10,174	\$10,174	\$5,730	
Printing	\$5,479	\$335	\$335	\$5,144	\$11,622	\$0	\$0	\$11,622	\$0	\$0	\$0	\$0			\$17,101	\$335	\$335	\$16,766	
Advertising	\$200	\$0	\$0	\$200	\$300	\$0	\$0	\$300	\$0	\$0	\$0	\$0			\$500	\$0	\$0	\$500	
Registration Fees	\$1,250	\$1,798	\$1,798	-\$548	\$2,500	\$0	\$0	\$2,500	\$0	\$0	\$0	\$0	\$900	\$900	\$4,650	\$2,698	\$2,698	\$2,852	
<b>Total Direct</b>	\$2,618,000	\$1,188,074	\$2,121,750	\$496,250	\$964,070	\$0	\$175,000	\$789,070	\$1,819,600	\$235,041	\$1,437,300	\$382,300	\$3,000	\$3,000	\$5,404,670	\$1,426,115	\$3,562,050	\$1,670,620	
<b>Indirect</b>	\$169,151	\$113,449	\$107,980	\$61,171	\$135,930	\$0	\$0	\$135,930	\$0	\$0	\$0	\$0			\$305,081	\$113,449	\$107,980	\$197,101	
<b>Total</b>	<b>\$2,787,151</b>	<b>\$1,301,523</b>	<b>\$2,229,730</b>	<b>\$557,421</b>	<b>\$1,100,000</b>	<b>\$0</b>	<b>\$175,000</b>	<b>\$925,000</b>	<b>\$1,819,600</b>	<b>\$235,041</b>	<b>\$1,437,300</b>	<b>\$382,300</b>	<b>\$3,000</b>	<b>\$3,000</b>	<b>\$5,709,751</b>	<b>\$1,539,564</b>	<b>\$3,670,030</b>	<b>\$1,867,721</b>	

(1) Includes all Section 320 and SNEP monies awarded to RWU/NBEP for EPA years FY2021 and FY2022. FY2023 is a **NEW** award that will be tracked separately.

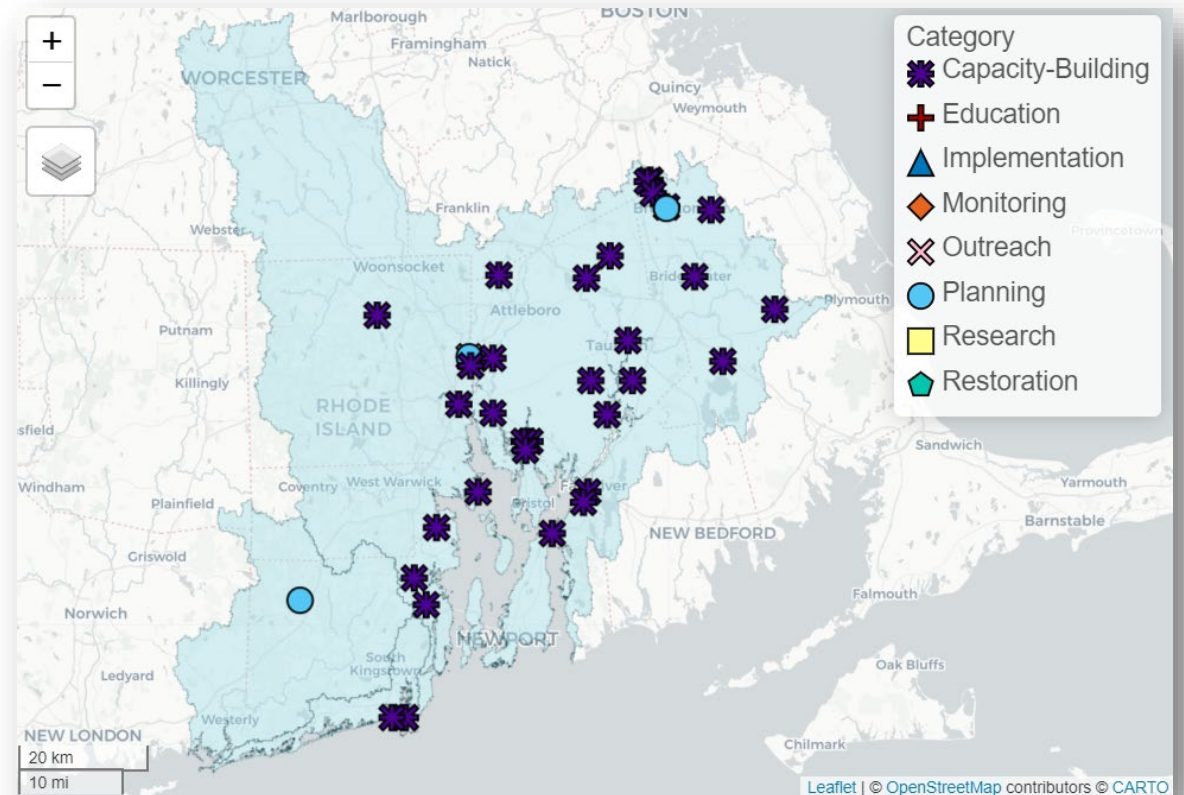
(2) Includes all BIL monies awarded to RWU/NBEP for EPA years FY2022 and FY2023.

(3) Total Encumbered includes all funds that have been spent OR obligated to a specific external party via our workplan and/or formal agreement. These funds may not have been fully spent yet, but are not available for other purposes.

**FY2022-2023 BIL Workplan & Budget Revision  
(20 minutes)**

# FY2022-2023 BIL Workplan and Budget Amendment


- FY2022-FY2023 Workplan for BIL funds approved last year
- BIL Year 1 funds all encumbered and projects are progressing
- Planning: The Nature Conservancy in Rhode Island and Wood-Pawcatuck Watershed Association
- Outreach: Blackstone River Watershed Council / Friends of the Blackstone
- Capacity-Building: Save the Bay, Old Colony Planning Council (OCPC), Southeastern Regional Planning and Economic Development District (SRPEDD), Groundwork Southcoast, and Racial and Environmental Justice Committee (REJC)



**Locations of Year 1 NBEP BIL Award Projects**

# FY2022-2023 BIL Workplan and Budget Amendment

## BIL Year 2 (FY2023)

- FY22-23 BIL Workplan designates all Year 2 funds for an RFP
- \$527,500 of Year 2 funds have already been awarded through NBEP's summer 2023 habitat and access planning RFP (more than the \$450,000 we originally budgeted) 

Organization	Project	Amount Awarded	Award Type
Audubon Society of Rhode Island	Stormwater Innovation Center Retrofits	\$70,000	Partial
City of Providence, RI	Public Street Access	\$125,000	Full
Groundwork Southcoast	Cook Pond Trails	\$100,000	Partial
Pawtuxet River Authority	Randall Pond Access	\$93,000	Full
Rehoboth Land Trust	Palmer River Access and Resilience	\$79,000	Full
RIDEM	Pawtuxet River Depot Access	\$60,500	Full
	<b>Total BIL Year 2 Funds Awarded via RFP</b>	<b>\$527,500</b>	
Woonasquatucket River Watershed Council	Sherman Field Access	\$221,322 (\$320 FY21)	Full



# FY2022-2023 BIL Workplan and Budget Amendment

Requesting approval to award remaining BIL Year 2 funds **(\$382,300)** through direct capacity-building awards. This requires a change to the FY2022-2023 BIL Workplan and Budget.

Expect similar awards / recipients as we made with BIL Year 1:

- Old Colony Planning Council: \$100,000 (Year 1 award complete, ready for more funds)
- Blackstone Watershed Collaborative: \$100,000 (moving capacity support to BIL from base budget following closeout of current capacity award 12/31/23)
- Save the Bay: \$100,000 (extending current agreement but likely ready for more funds in early calendar year 2024)
- Groundwork Southcoast: \$82,300 (Year 1 award complete, ready for more funds)
- SRPEDD, REJC not ready for more funds – agreements end 9/30/24
- Outreach awards (BRWC / FOB) will be made from 320/SNEP budget in FY23

October 19 Steering Committee meeting presentation to fully report on BIL Year 1 projects.

**Questions, Feedback?**

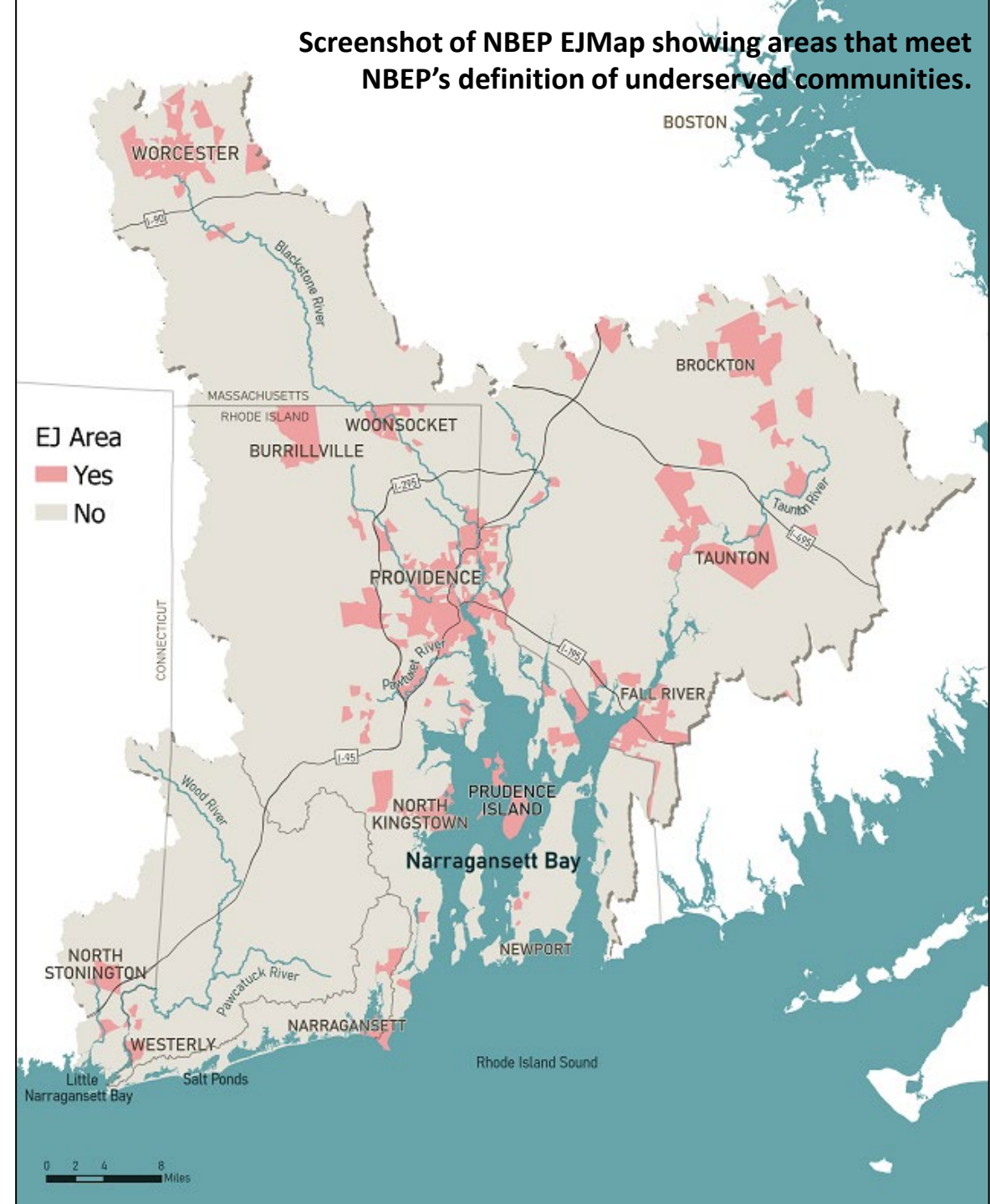
## COMMITTEE ACTION:

Does the Executive Committee recommend sending the Revised FY2022-2023 BIL Workplan and Budget *as presented or with edits* to the Steering Committee for review and approval?

# NBEP BIL Equity Plan (15 minutes)

# BIL Equity Plan

- Required by EPA for match waiver for FY2024-FY2026 BIL funds
- Plan includes:
  - Definition of underserved communities
  - Current baseline of investment in these communities
  - Numeric target (% of BIL funds) that will benefit these communities
  - Activities planned to meet target
- “Static” map that defines underserved areas for NBEP and interactive tool for partners are complete
- Final plan will be formally submitted **after** committee review/approval this month



# Equity Plan

A census block group that is  $\geq$  80th percentile for at least one Social Vulnerability Indicator

OR

A census block group that scores at least 80 out of 100 in the Environmental Burden Composite Index



Narragansett Bay Estuary Region Underserved Community



Social Vulnerability

People of Color

Low Income

Less Than High School Education

Limited English Speaking



NBEP Environmental Burden Composite Index Criteria

Category	Criteria	Weight
Air Pollution	Ozone	0.5
Air Pollution	Particulate Matter 2.5	0.5
Traffic	Traffic Proximity	1
Land Pollution	Hazardous Waste Proximity	1
Water Pollution	Wastewater Discharge	1
Vegetation	Impervious Surfaces	0.5
Vegetation	Lack of Trees	0.5

# Equity Plan

- NBEP baseline (2017-2021) investment in underserved communities
  - NEPORT: 0% - does not include green infrastructure projects or funds dedicated to planning

Year	Total Monetary Investment	Monetary Investment in Underserved Communities	Percent Monetary Investment in Underserved Communities
2017	\$115,601	\$35,000	30%
2018	\$0	\$0	0%
2019	\$341,260	\$47,500	14%
2020	\$24,000	\$16,000	67%
2021	\$759,942	\$278,371	37%
<b>Total</b>	<b>\$1,240,803</b>	<b>\$376,871</b>	<b>30%</b>

- Numeric target for NBEP BIL investments in underserved communities = **50%**
  - Year 1 funds: 60% have been or will be spent in these areas

## COMMITTEE ACTION:

Does the Executive Committee recommend sending the Draft NBEP Equity Plan *as presented or with edits* to the Steering Committee for review and approval?



# Update on NBEP Executive Director Search (5 minutes)

# Upcoming NBEP Meetings

- Steering Committee, **October 19<sup>th</sup> 10:00a-12:30p** hybrid at Old Colony Planning Council in Brockton
  - Update on BIL Year 1 capacity-building awards
  - Review/approve amended FY2022-2023 BIL Workplan and Budget
  - Review/approve Equity Plan
  - Overview of NBEP EJ Map and interactive tool
- Executive Committee, week of December 4 via Zoom (poll to come)
- Steering Committee, December 14, location TBD

Questions, Feedback?

THANK YOU!