



Steering Committee Meeting
October 19, 2023
10:30 AM-12:30 PM
Old Colony Planning Council & Zoom

Agenda

Topic	Presenter(s)	Shared via Zoom	Formal Committee Action Requested	Start Time
Meeting Open & Introductions	Caitlin Chaffee, NBNERR, Chair	Agenda	Approve June 2023 SC meeting notes.	10:00a
Report on Year 1 BIL Capacity-Building Projects	Darcy Young, NBEP and Joanne Zygmunt, Old Colony Planning Council	PPT	None.	10:10a
FY2022-2023 BIL Workplan & Budget Revision	Darcy Young, NBEP	PPT	Approve revised BIL workplan and budget.	10:40a
NBEP BIL Equity Plan and EJMap	Darcy Young, NBEP and Mariel Sorlien, NBEP	PPT	Approve BIL Equity Plan.	10:50a
Public Comment / Break for lunch (provided by NBEP)				11:30a
Update on NBEP Executive Director Search	Caitlin Chaffee, NBNERR, Chair and Allen Hance, RWU	None.	None.	11:45a
Quarterly Updates	NBEP staff and Steering Committee members	PPT	None.	11:50a
The meeting will adjourn at 12:30pm followed by an optional walking tour of D.W. Field Park in Brockton led by Old Colony Planning Council and Wildlands Trust. We will provide driving directions to the park after the meeting.				

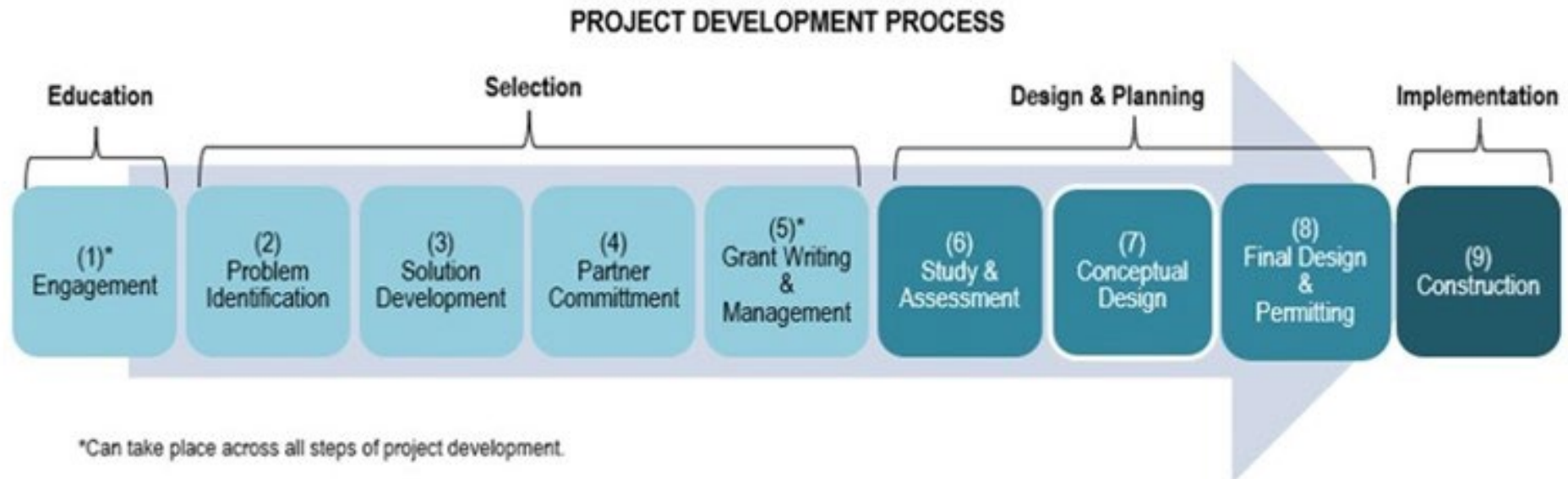
**Approve June 30, 2023 Meeting Notes
(2 min)**

**Report on Year 1 BIL Project Development
and Capacity-Building Projects
(30 minutes)**

NBEP BIL Project Development

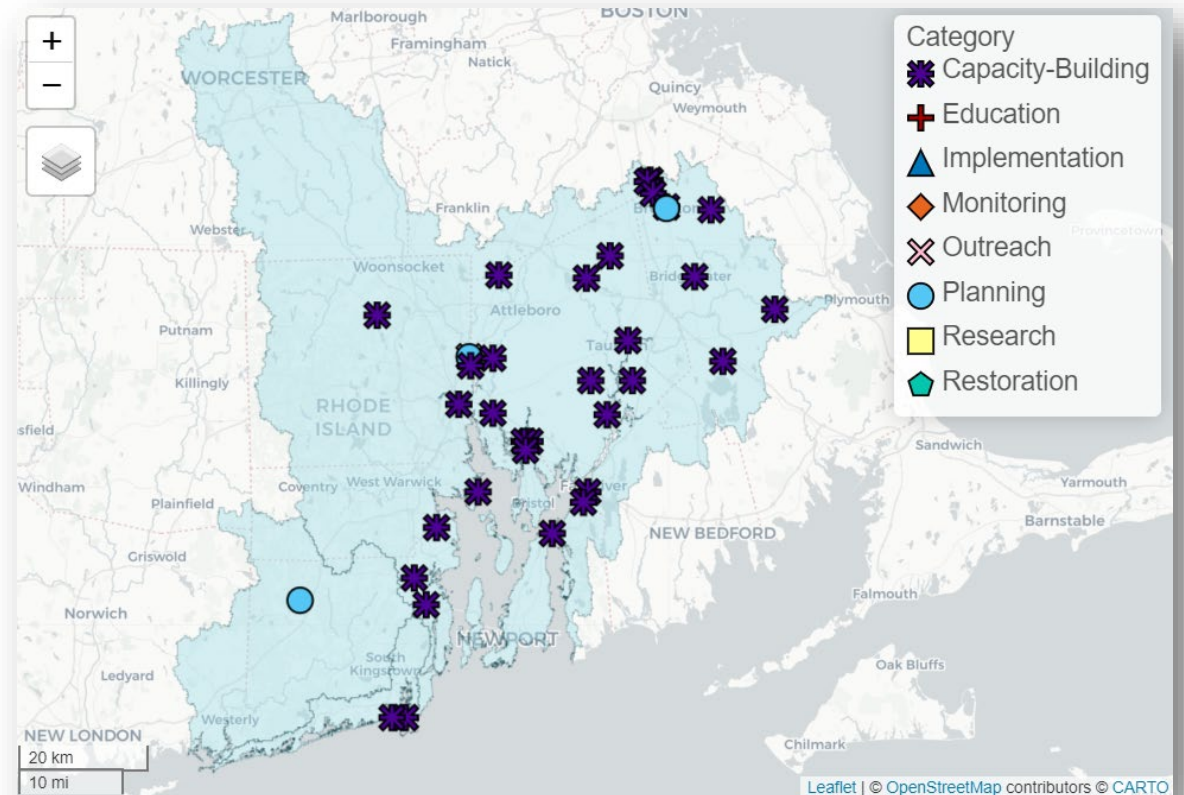
Discussion about Years 1&2 of NBEP BIL Funding

1. Present on outcomes from Year 1 projects
2. Recent Year 2 awards via summer 2023 RFP
3. Propose plan for remaining Year 2 funds



NBEP BIL Project Development

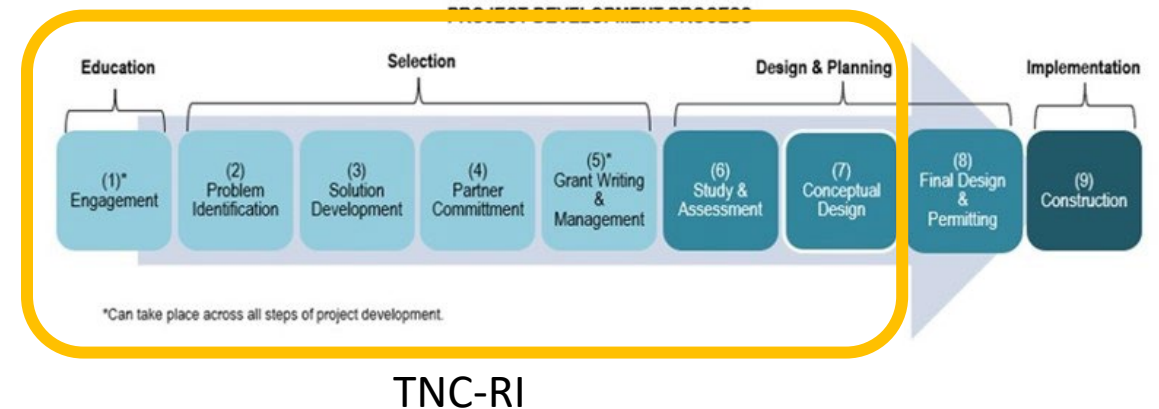
- FY2022-FY2023 (Years 1 & 2) Workplan for BIL funds approved last year
- BIL Year 1 funds all encumbered and all projects are progressing; some are complete
- Planning (2): The Nature Conservancy in Rhode Island and Wood-Pawcatuck Watershed Association
- Outreach (1): Blackstone River Watershed Council / Friends of the Blackstone
- Capacity-Building (5): Save the Bay, Old Colony Planning Council (OCPC), Southeastern Regional Planning and Economic Development District (SRPEDD), Groundwork Southcoast, and Racial and Environmental Justice Committee (REJC)



Locations of Year 1 NBEP BIL Award Projects

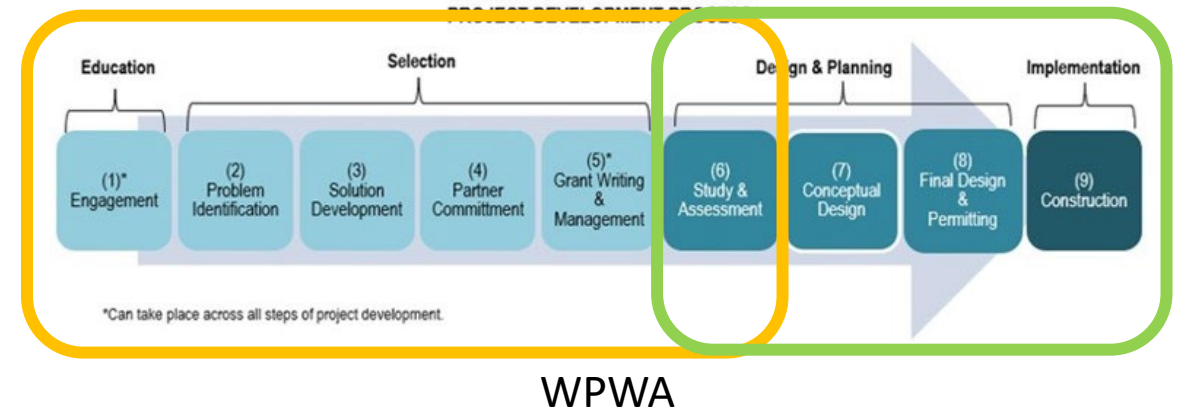
NBEP BIL Project Development

- FY2022-FY2023 (Years 1 & 2) Workplan for BIL funds approved last year
- BIL Year 1 funds all encumbered and all projects are progressing; some are complete
- Planning (2): The Nature Conservancy in Rhode Island and Wood-Pawcatuck Watershed Association
- Outreach (1): Blackstone River Watershed Council / Friends of the Blackstone
- Capacity-Building (5): Save the Bay, Old Colony Planning Council (OCPC), Southeastern Regional Planning and Economic Development District (SRPEDD), Groundwork Southcoast, and Racial and Environmental Justice Committee (REJC)



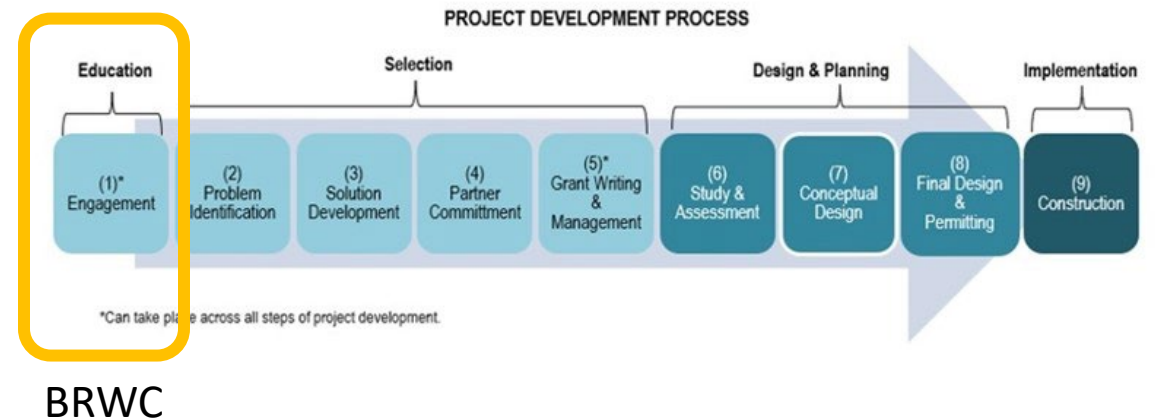
NBEP BIL Project Development

- FY2022-FY2023 (Years 1 & 2) Workplan for BIL funds approved last year
- BIL Year 1 funds all encumbered and all projects are progressing; some are complete
- Planning (2): The Nature Conservancy in Rhode Island and Wood-Pawcatuck Watershed Association
- Outreach (1): Blackstone River Watershed Council / Friends of the Blackstone
- Capacity-Building (5): Save the Bay, Old Colony Planning Council (OCPC), Southeastern Regional Planning and Economic Development District (SRPEDD), Groundwork Southcoast, and Racial and Environmental Justice Committee (REJC)



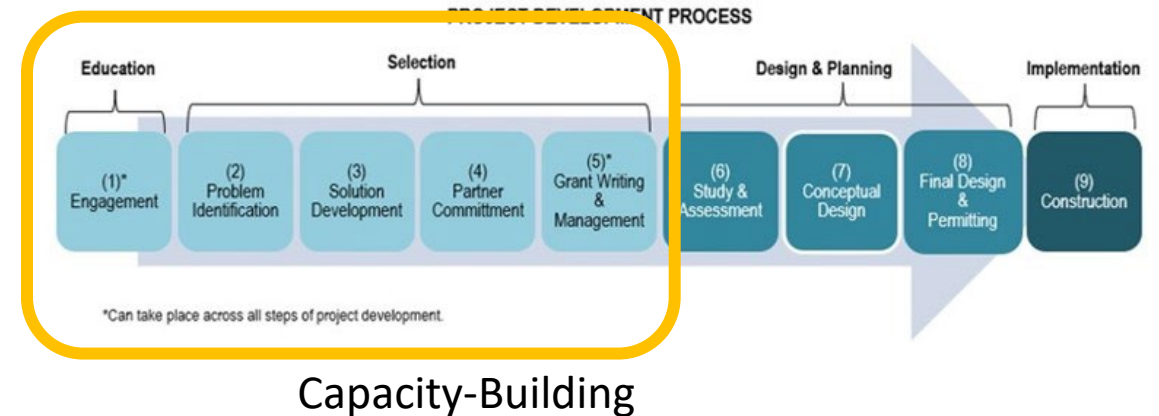
NBEP BIL Project Development

- FY2022-FY2023 (Years 1 & 2) Workplan for BIL funds approved last year
- BIL Year 1 funds all encumbered and all projects are progressing; some are complete
- Planning (2): The Nature Conservancy in Rhode Island and Wood-Pawcatuck Watershed Association
- Outreach (1): Blackstone River Watershed Council / Friends of the Blackstone
- Capacity-Building (5): Save the Bay, Old Colony Planning Council (OCPC), Southeastern Regional Planning and Economic Development District (SRPEDD), Groundwork Southcoast, and Racial and Environmental Justice Committee (REJC)



NBEP BIL Project Development

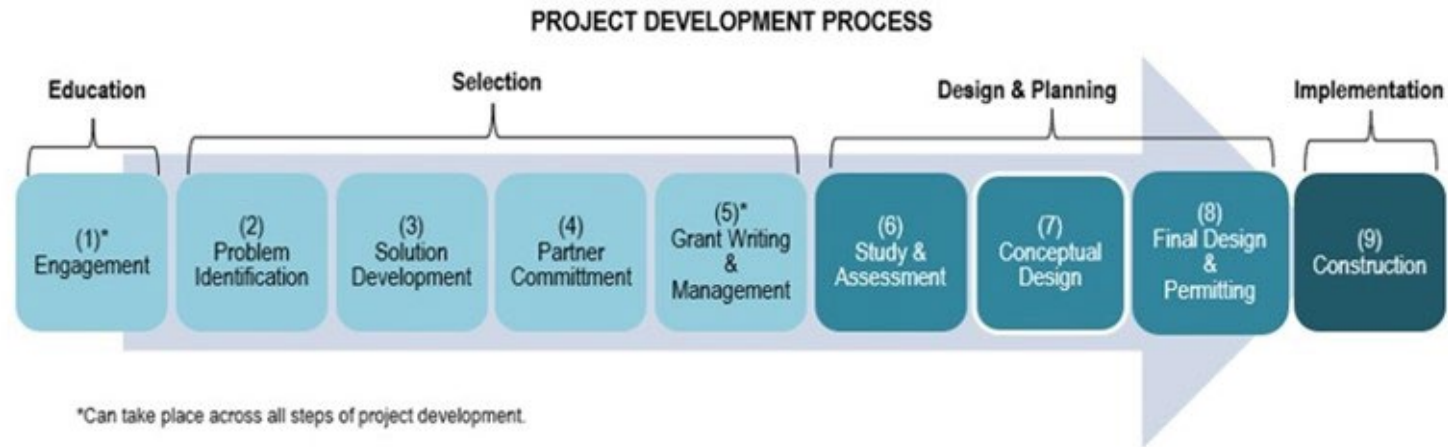
- FY2022-FY2023 (Years 1 & 2) Workplan for BIL funds approved last year
- BIL Year 1 funds all encumbered and all projects are progressing; some are complete
- Planning (2): The Nature Conservancy in Rhode Island and Wood-Pawcatuck Watershed Association
- Outreach (1): Blackstone River Watershed Council / Friends of the Blackstone
- Capacity-Building (5): Save the Bay, Old Colony Planning Council (OCPC), Southeastern Regional Planning and Economic Development District (SRPEDD), Groundwork Southcoast, and Racial and Environmental Justice Committee (REJC)



Guest speaker:
Joanne Zygmunt, Old Colony Planning Council

NBEP BIL Project Development

What have we seen so far with Year 1 projects?



- 43 projects identified across 8 organizations
- 94 steps advanced
 - We only anticipated 50 steps from Year 1 projects!
- Median start step of 2 (Problem Identification) -> Median step of 5 (Grant Writing) in July 2023

NBEP BIL Project Development

What have we seen so far with Year 1 projects?

Additional outcomes

Leveraged ~\$1.5 million
(SNEP SWIG, MVP
Program, US Economic
Dev. Administration,
Mass CZM)

Facilitated eight new
staff hires

Coordination among
recipients for technical
expertise

Built administrative
capacity to seek and
accept federal funds

NBEP BIL Project Development

What have we seen so far with Year 1 projects?

Lessons learned for NBEP

NBEP intentionally did not dictate to recipients how many projects they should tackle with Year 1 funding. Some reported on one, some on 27.

For BIL Years 2-5, NBEP plans to work with recipients to find ways to streamline reporting while focusing on priority metrics and advancing the most promising projects.

Plan to request that partners focus on advancing a handful of their most promising projects to mid-arrow (steps 6-8: study/assessment to design).

Questions, Feedback?

What metrics are most important to you?

**FY2022-2023 BIL Workplan & Budget Revision
(10 minutes)**

FY2022-2023 BIL Workplan and Budget Amendment

NBEP submitted a BIL Long-Term Plan to EPA in spring 2023

Plan outlined broad parameters to ensure responsiveness and consistent committee buy-in

Narragansett Bay Estuary Program Bipartisan Infrastructure Law Long-Term Plan

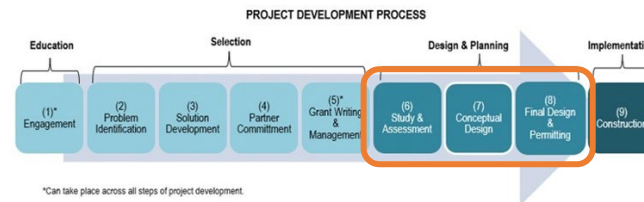
Implementation of this Narragansett Bay Estuary Program (NBEP) Bipartisan Infrastructure Law Long-Term Plan will support local partners with the expertise and agency to advance more projects from idea to construction that reduce pollution, enhance habitat and climate resilience, improve public access to nature, and advance environmental equity. The long-term goal is to establish human infrastructure that can sustain a pipeline of high-quality projects consistent with NBEP's CCMP and local priorities. NBEP will use §320 funds to support implementation of this program. Any allocation of funds per this plan requires approval by NBEP's [Steering Committee](#) per the program's [bylaws](#).

Award Year	Project Development Steps ⁽¹⁾	Delivery Mechanism	Description ⁽⁶⁾	Amounts	Additional Funding ⁽⁶⁾	Project Period	Outputs	Outcomes	
								Shorter (1-5 years)	Longer (5-10 years)
FY2022 ⁽²⁾	Steps 1-8	Direct Awards	For 1 year, funded 5 local organizations to advance projects in their services areas along Steps 1-8, two organizations to complete Steps 6/7 for 2 specific projects, and one organization to pursue step 1.	\$1,091,000	A comprehensive list of federal and state government sources is provided here ; municipal funds; community foundations; private donors.	10/1/22-9/30/23	42 steps advanced Two plans 45 people engaged	- More stable network of local staff and expertise. - More leverage funds obtained. - Larger pipeline of projects close to or at construction.	Project pipeline operating that constructs more high-quality projects consistent with the NBEP CCMP and local priorities.
FY2023 ⁽²⁾	Steps 1-8	Direct Awards ⁽³⁾	Continue to fund up to 4 organizations funded in FY2022 and at least 1 more organization to advance projects along Steps 1-8 in their service area.	\$459,800	See above	10/1/23-9/30/24	50 steps advanced		
	Steps 6-8	RFP	Fund development of projects that advance freshwater and estuarine habitat quality and public access in the Study Area.	\$450,000	See above	10/1/23-9/30/25	2-8 plans		
FY2024 ⁽⁴⁾	Steps 1-8	Direct Awards	Fund local organizations to advance projects along Steps 1-8 in their service area.	\$459,800	See above	10/1/24-9/30/25	60 steps advanced		
	Steps 6-8	RFP	Fund development of projects that advance the NBEP CCMP in the Study Area.	\$450,000	See above	10/1/24-9/30/26	2-8 plans		
FY2025 ^{(4),(5)}	Steps 1-9	Direct Awards	Fund local organizations to advance projects along Steps 1-9 in their service area.	\$459,800	See above	10/1/25-9/30/26	60 steps advanced		
	Steps 6-9	RFP	Fund development of projects that advance the NBEP CCMP in the Study Area.	\$450,000	See above	10/1/25-9/30/27	2-8 plans or construction projects complete		
FY2026 ^{(4),(5)}	Steps 1-9	Direct Awards	Fund local organizations to advance projects along Steps 1-9 in their service area	\$459,800	See above	10/1/26-9/30/27	75 steps advanced		
	Steps 6-9	RFP	Fund development of projects that advance the NBEP CCMP in the Study Area.	\$450,000	See above	10/1/26-9/30/28	2-8 plans or construction projects complete		

FY2022-2023 BIL Workplan and Budget Amendment

\$527,500 of Year 2 (FY2023) funds have already been awarded through NBEP's summer 2023 habitat and access planning RFP

Organization	Project	Deliverable	Amount Awarded	Award Type
Audubon Society of Rhode Island	Stormwater Innovation Center Retrofits	100% design for four BMP retrofits	\$70,000	Partial
City of Providence, RI	Public Street Access	100% design	\$125,000	Full
Groundwork Southcoast	Cook Pond Trails	75% design	\$100,000	Partial
Pawtuxet River Authority	Randall Pond Access	100% design	\$93,000	Full
Rehoboth Land Trust	Palmer River Access and Resilience	60% design	\$79,000	Full
RIDEM	Pawtuxet River Depot Access	90% design	\$60,500	Full
	Total BIL Year 2 Funds Awarded via RFP		\$527,500	
Woonasquatucket River Watershed Council	Sherman Field Access	100% design	\$221,322 (\$320 FY21)	Full



FY2022-2023 BIL Workplan and Budget Amendment

Requesting approval to award remaining BIL Year 2 funds **(\$382,300)** through direct awards to continue supporting project development in organizations funded for capacity-building during Year 1, as outlined in the BIL Long-Term Plan.

- Old Colony Planning Council: \$100,000
- Blackstone Watershed Collaborative: \$100,000
- Save the Bay: \$100,000
- Groundwork Southcoast: \$82,300

Plan developed in conversation with all Year 1 capacity awardees.

This requires a change to the FY2022-2023 BIL Workplan and Budget, which states all Year 2 projects will be chosen via RFP.

Questions, Feedback?

COMMITTEE ACTION:

Does the Steering Committee approve the Revised FY2022-2023 BIL Workplan and Budget *as presented or with edits?*

BIL Long-Term Plan Update

Intend to discuss plans for BIL Years 3-5 during upcoming 2024 meetings

Narragansett Bay Estuary Program Bipartisan Infrastructure Law Long-Term Plan

Implementation of this Narragansett Bay Estuary Program (NBEP) Bipartisan Infrastructure Law Long-Term Plan will support local partners with the expertise and agency to advance more projects from idea to construction that reduce pollution, enhance habitat and climate resilience, improve public access to nature, and advance environmental equity. The long-term goal is to establish human infrastructure that can sustain a pipeline of high-quality projects consistent with NBEP's CCMP and local priorities. NBEP will use §320 funds to support implementation of this program. Any allocation of funds per this plan requires approval by NBEP's [Steering Committee](#) per the program's [bylaws](#).

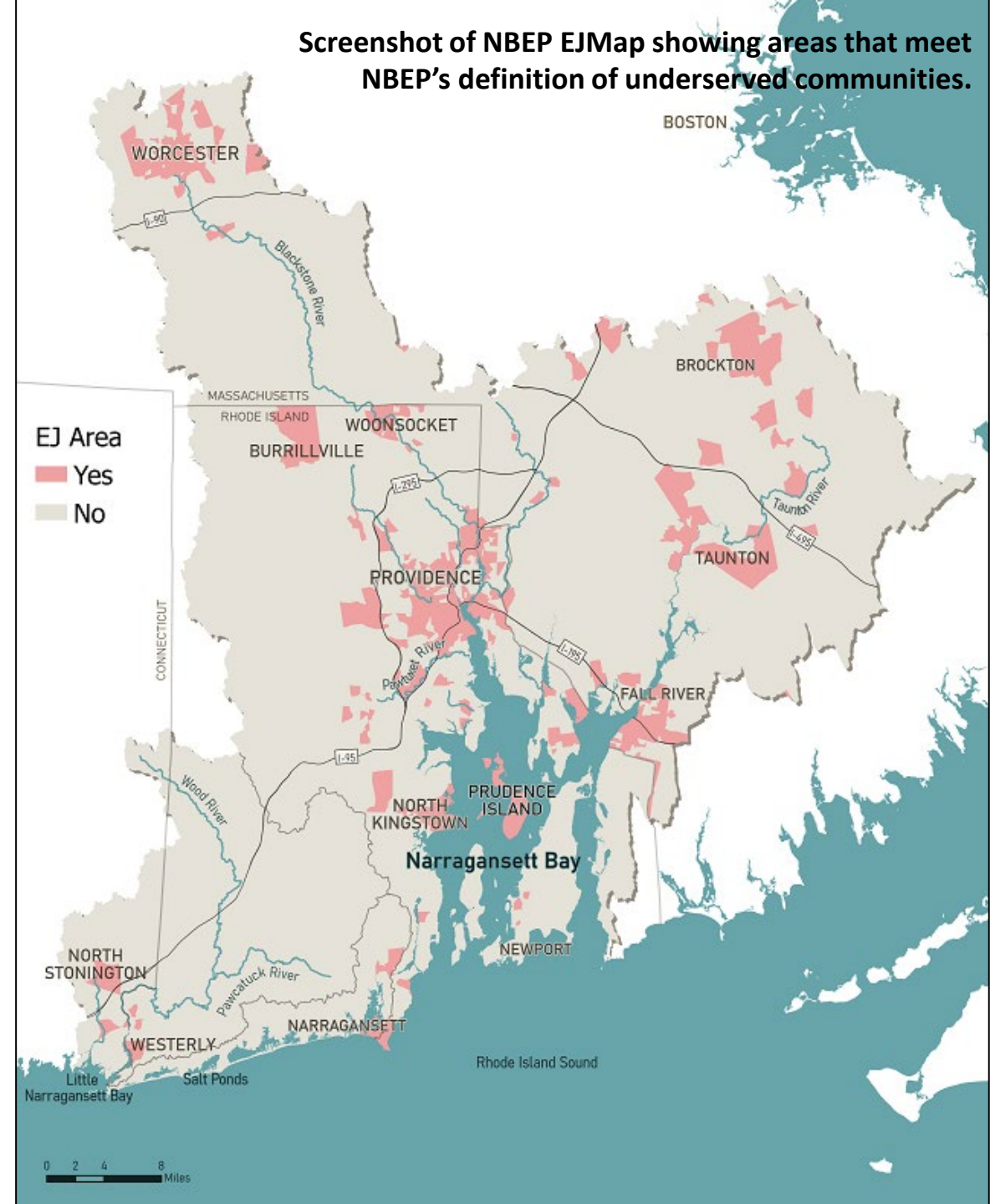
Award Year	Project Development Steps ⁽¹⁾	Delivery Mechanism	Description ⁽⁶⁾	Amounts	Additional Funding ⁽⁶⁾	Project Period	Outputs	Outcomes	
								Shorter (1-5 years)	Longer (5-10 years)
FY2022 ⁽²⁾	Steps 1-8	Direct Awards	For 1 year, funded 5 local organizations to advance projects in their services areas along Steps 1-8, two organizations to complete Steps 6/7 for 2 specific projects, and one organization to pursue step 1.	\$909,800	A comprehensive list of federal and state government sources is provided here ; municipal funds; community foundations; private donors.	10/1/22-9/30/23	42 steps advanced Two plans 45 people engaged	<ul style="list-style-type: none"> - More stable network of local staff and expertise. - More leverage funds obtained. -Larger pipeline of projects close to or at construction. 	Project pipeline operating that constructs more high-quality projects consistent with the NBEP CCMP and local priorities.
FY2023 ⁽²⁾	Steps 1-8	Direct Awards ⁽³⁾	Continue to fund up to 4 organizations funded in FY2022 and at least 1 more organization to advance projects along Steps 1-8 in their service area.	\$450,000 \$382,300	See above	10/1/23-9/30/24	50 steps advanced		
	Steps 6-8	RFP	Fund development of projects that advance freshwater and estuarine habitat quality and public access in the Study Area.	\$450,000 \$527,500	See above	10/1/23-9/30/25	2-8 plans		
FY2024 ⁽⁴⁾	Steps 1-8	Direct Awards	Fund local organizations to advance projects along Steps 1-8 in their service area.	\$459,800	See above	10/1/24-9/30/25	60 steps advanced		
	Steps 6-8	RFP	Fund development of projects that advance the NBEP CCMP in the Study Area.	\$450,000	See above	10/1/24-9/30/26	2-8 plans		
FY2025 ^{(4),(5)}	Steps 1-9	Direct Awards	Fund local organizations to advance projects along Steps 1-9 in their service area.	\$459,800	See above	10/1/25-9/30/26	60 steps advanced		
	Steps 6-9	RFP	Fund development of projects that advance the NBEP CCMP in the Study Area.	\$450,000	See above	10/1/25-9/30/27	2-8 plans or construction projects complete		
FY2026 ^{(4),(5)}	Steps 1-9	Direct Awards	Fund local organizations to advance projects along Steps 1-9 in their service area	\$459,800	See above	10/1/26-9/30/27	75 steps advanced		
	Steps 6-9	RFP	Fund development of projects that advance the NBEP CCMP in the Study Area.	\$450,000	See above	10/1/26-9/30/28	2-8 plans or construction projects complete		

Questions, Feedback?

NBEP Equity Plan and EJMap (15 minutes)

NBEP BIL Equity Plan

- Plan to meet Justice40 requirements for BIL funds
- Required by EPA for match waiver for FY2024-FY2026 BIL funds
- Plan includes:
 - Definition of underserved communities
 - Current baseline of investment in these communities
 - Numeric target (% of BIL funds) that will benefit these communities
 - Activities planned to meet target
- “Static” map that defines underserved areas for NBEP and interactive tool for partners are complete
- Final plan will be formally submitted **after** committee review/approval this month



NBEP BIL Equity Plan

A census block group that is \geq 80th percentile for at least one Social Vulnerability Indicator

OR

A census block group that scores at least 80 out of 100 in the Environmental Burden Composite Index



Narragansett Bay Estuary Region Underserved Community



Social Vulnerability

People of Color

Low Income

Less Than High School Education

Limited English Speaking



NBEP Environmental Burden Composite Index Criteria

Category	Criteria	Weight
Air Pollution	Ozone	0.5
Air Pollution	Particulate Matter 2.5	0.5
Traffic	Traffic Proximity	1
Land Pollution	Hazardous Waste Proximity	1
Water Pollution	Wastewater Discharge	1
Vegetation	Impervious Surfaces	0.5
Vegetation	Lack of Trees	0.5

EJmap

- Environmental justice mapping tool
- High level of customization
 - Select location
 - Select up to 31 indicators
 - Weight variables
- Download maps as shapefile, excel, csv
 - Includes FGDC compliant metadata
- [Beta version out now!](https://nbep.shinyapps.io/ejmap)

<https://nbep.shinyapps.io/ejmap>

Select Location ▾

Select Indicators ▲

Metrics

Social Vulnerability

7 items selected ▾

Health

6 items selected ▾

Environmental Burden

15 items selected ▾

Climate Risk

3 items selected ▾

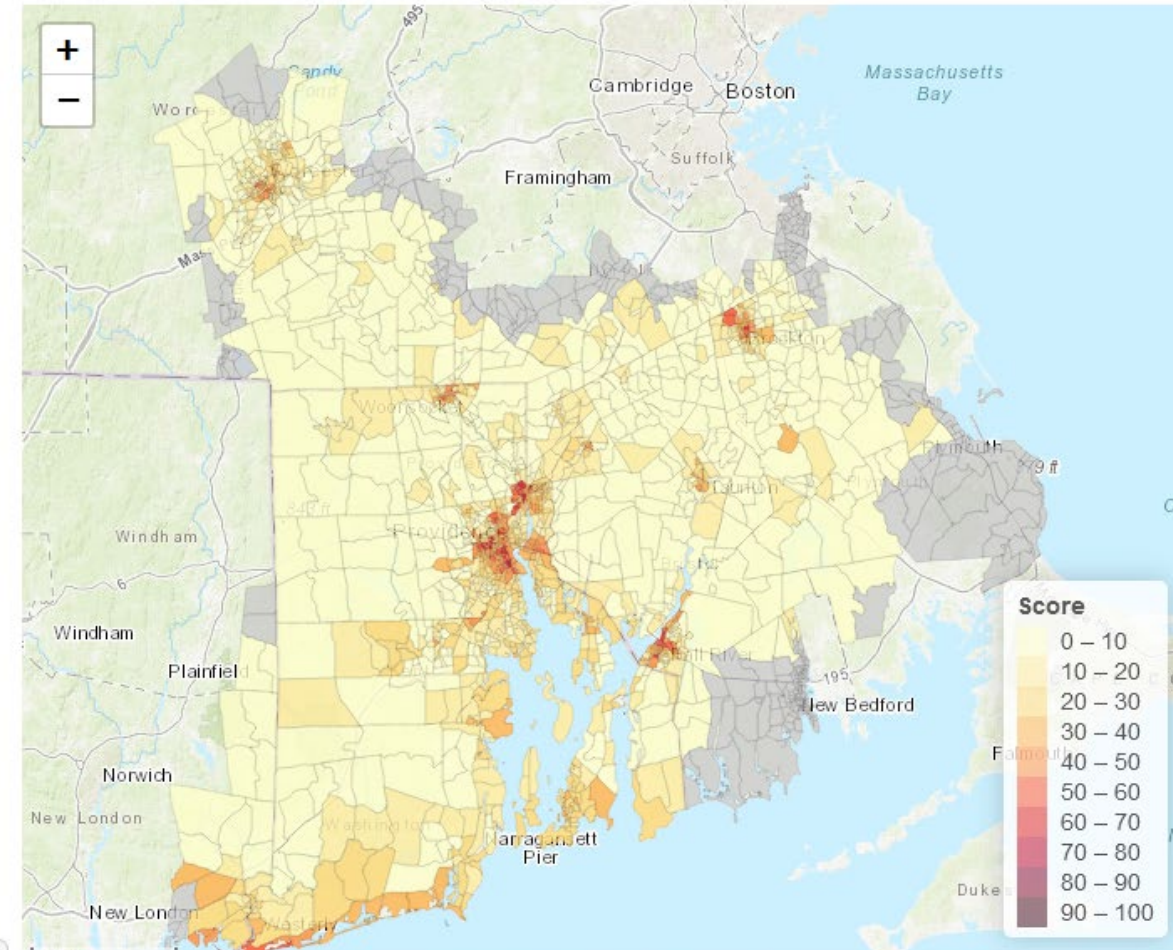
Minimum Score

Set minimum EJ score for

Select Layer

EJ Score ▾

Compare to Region Compare to State



EJmap Metrics

Social Vulnerability

- People of Color
- Low Income
- Less than High School Education
- Limited English Speaking
- Under Age 5
- Over Age 64
- Unemployment Rate

Health

- Life Expectancy
- Cancer
- Asthma
- Diabetes
- Mental Health
- High Blood Pressure

Environmental Burden

- Diesel Particulate Matter
- Particulate Matter 2.5
- Ozone
- Air Toxics Cancer Risk
- Respiratory Hazard Index
- Lead Paint
- Traffic Proximity
- RMP Facility Proximity
- Hazardous Waste Proximity
- Superfund Proximity
- Wastewater Discharge
- Underground Storage Tanks
- Impervious Surfaces
- Lack of Trees

Climate

- Flood risk
- Heat Risk
- Coastal Inundation

NBEP BIL Equity Plan

NBEP baseline (2017-2021) investment in underserved communities

- NEPORT: 0% - does not include green infrastructure projects or funds dedicated to planning

Year	Total Monetary Investment (Subawards)	Monetary Investment in Underserved Communities	Percent Monetary Investment in Underserved Communities
2017	\$115,601	\$35,000	30%
2018	\$0	\$0	0%
2019	\$341,260	\$47,500	14%
2020	\$24,000	\$16,000	67%
2021	\$759,942	\$278,371	37%
Total	\$1,240,803	\$376,871	30%

Numeric target in Equity Plan for NBEP BIL investments in underserved communities = **50%**

- Year 1 funds: 60% have been or will be spent in these areas

COMMITTEE ACTION:

Does the Steering Committee approve
the Draft NBEP Equity Plan *as
presented or with edits?*

**Break for Lunch
(15 minutes)**

Update on NBEP Executive Director Search (5 minutes)

NBEP Quarterly Financial Report (5 min)

Financials as of August 31, 2023

Category	Section 320 & SNEP Funds - FY2021 and FY2022 ⁽¹⁾				Section 320 & SNEP Funds - FY2023				BIL ⁽²⁾				Program Income		Total Available				Notes
	Budget	Total Spent	Total Encumbered ⁽³⁾	Total Available To Spend	Budget	Total Spent	Total Encumbered ⁽³⁾	Total Available To Spend	Budget	Total Spent	Total Encumbered ⁽³⁾	Total Available To Spend	Awarded	Spent	Budget	Total Spent	Total Encumbered ⁽³⁾	Total Available to Spend	
Salary	\$860,038	\$581,531	\$581,531	\$278,507	\$463,257	\$0	\$0	\$463,257	\$0	\$0	\$0	\$0			\$1,323,295	\$581,531	\$581,531	\$741,764	FY23 budget is for 5 FTEs (Executive Director and Ecologist hires) and RWU interns; still have 8 months of salary in the bank
Fringe	\$278,259	\$128,791	\$128,791	\$149,468	\$169,458	\$0	\$0	\$169,458	\$0	\$0	\$0	\$0			\$447,717	\$128,791	\$128,791	\$318,926	
Travel	\$13,175	\$9,646	\$9,646	\$3,529	\$9,250	\$0	\$0	\$9,250	\$0	\$0	\$0	\$0			\$22,425	\$9,646	\$9,646	\$12,779	
Office Supplies	\$7,254	\$13,010	\$13,010	-\$5,756	\$15,000	\$0	\$0	\$15,000	\$0	\$0	\$0	\$0	\$500	\$500	\$22,754	\$13,510	\$13,510	\$9,744	
Contracts	\$116,200	\$34,426	\$59,688	\$56,512	\$45,734	\$0	\$0	\$45,734	\$0	\$0	\$0	\$0			\$161,934	\$34,426	\$59,688	\$102,246	\$65K for Vision 2034; remainder for interns, community engagement, ANEP
Subawards	\$1,309,942	\$397,851	\$1,306,264	\$3,678	\$232,573	\$0	\$175,000	\$57,573	\$1,819,600	\$235,041	\$1,437,300	\$382,300			\$3,362,115	\$632,892	\$2,743,564	\$443,551	remaining BIL Year 2 funds for capacity awards; remaining \$320/SNEP for outreach
Meals	\$8,160	\$6,394	\$6,394	\$1,766	\$8,100	\$0	\$0	\$8,100	\$0	\$0	\$0	\$0			\$16,260	\$6,394	\$6,394	\$9,866	
Event Hosting	\$2,400	\$3,912	\$3,912	-\$1,512	\$1,500	\$0	\$0	\$1,500	\$0	\$0	\$0	\$0	\$1,600	\$1,600	\$5,500	\$5,512	\$5,512	\$1,588	
Prof Development	\$4,515	\$207	\$207	\$4,308	\$0	\$0	\$0	\$0	\$0	\$0	\$0	\$0			\$4,515	\$207	\$207	\$4,308	
Phone	\$11,128	\$10,174	\$10,174	\$954	\$4,776	\$0	\$0	\$4,776	\$0	\$0	\$0	\$0			\$15,904	\$10,174	\$10,174	\$5,730	
Printing	\$5,479	\$335	\$335	\$5,144	\$11,622	\$0	\$0	\$11,622	\$0	\$0	\$0	\$0			\$17,101	\$335	\$335	\$16,766	
Advertising	\$200	\$0	\$0	\$200	\$300	\$0	\$0	\$300	\$0	\$0	\$0	\$0			\$500	\$0	\$0	\$500	
Registration Fees	\$1,250	\$1,798	\$1,798	-\$548	\$2,500	\$0	\$0	\$2,500	\$0	\$0	\$0	\$0	\$900	\$900	\$4,650	\$2,698	\$2,698	\$2,852	
Total Direct	\$2,618,000	\$1,188,074	\$2,121,750	\$496,250	\$964,070	\$0	\$175,000	\$789,070	\$1,819,600	\$235,041	\$1,437,300	\$382,300	\$3,000	\$3,000	\$5,404,670	\$1,426,115	\$3,562,050	\$1,670,620	
Indirect	\$169,151	\$113,449	\$107,980	\$61,171	\$135,930	\$0	\$0	\$135,930	\$0	\$0	\$0	\$0			\$305,081	\$113,449	\$107,980	\$197,101	
Total	\$2,787,151	\$1,301,523	\$2,229,730	\$557,421	\$1,100,000	\$0	\$175,000	\$925,000	\$1,819,600	\$235,041	\$1,437,300	\$382,300	\$3,000	\$3,000	\$5,709,751	\$1,539,564	\$3,670,030	\$1,867,721	

(1) Includes all Section 320 and SNEP monies awarded to RWU/NBEP for EPA years FY2021 and FY2022. FY2023 is a **NEW** award that will be tracked separately.

(2) Includes all BIL monies awarded to RWU/NBEP for EPA years FY2022 and FY2023.

(3) Total Encumbered includes all funds that have been spent OR obligated to a specific external party via our workplan and/or formal agreement. These funds may not have been fully spent yet, but are not available for other purposes.

Status of 28 Active Subawards

Project	Location	Source	Award	Bal	Status	Grant Close
Audubon Society of RI	Providence, RI	SNEP 2021	\$73,000	\$28,498	Completed data collection; data analyzed; training meetings held; awaiting final report	9/30/2024
Town of Barrington, RI	Barrington, RI	SNEP 2021	\$33,700	\$26,940	Analyzing data collected on existing grey stormwater infrastructure to inform GI plans.	9/30/2024
Town of Bristol, RI	Bristol, RI	SNEP 2021	\$70,818	\$70,818	QAPP approved; held neighborhood workshop; anticipate digging test pits	9/30/2024
Clark University	Blackstone Watershed, RI/MA	SNEP 2021	\$25,000	\$25,000	Awaiting final report	9/30/2024
City of East Providence, RI	East Providence, RI	SNEP 2021	\$45,000	\$45,000	QAPP under review.	9/30/2024
Groundwork RI	Providence, RI	SNEP 2021	\$92,099	\$40,464	Halted meetings; conducted topographical, infrastructure, and jurisdictional assessments	9/30/2024
NE National Estuarine Research Reserve	Providence Island, RI	\$320 2021	\$50,015	\$50,015	Currently contracting out the design and engineering work.	9/30/2024
Town of South Kingstown, RI	South Kingstown, RI	\$320 2021	\$99,000	\$99,000	Final design developed; continued neighborhood and stakeholder outreach	9/30/2024
Waanarquatucket River Watershed Council	Providence, RI	SNEP 2021	\$60,410	\$54,587	Project development commenced; halted first herring count at Riving Sun Mills fish ladder	9/30/2024
Blackstone River Watershed Council	Central Falls to Pawtucket, RI	\$320 2021	\$10,000	\$4,067	Purchased PFDs, printed educational materials, paid speakers	9/30/2024
RI School of Design	Blackstone Watershed, RI/MA	\$320 2021	\$15,000	\$5,303	Blackstone Paddle complete; further events in 2023.	10/31/2023
Bartan University	Narragansett Bay, RI/MA	\$320 2021	\$110,954	\$107,813	Sampling ongoing; outreach meeting with fisherman to collect data; historical analysis nearly complete	6/30/2024
NBNERR	South Kingstown, RI	SNEP 2022	\$200,000	\$200,000	QAPP approved; held team meetings	12/31/2024
Clark University	Blackstone Watershed, RI/MA	\$320 21/SNEP 22	\$100,000	\$100,000	Continued engaging partners; developed projects; conducted culvert assessments; participated in invasive species removal	9/30/2023
Environmental Council of RI / REJC	Providence, RI	BIL 2022	\$100,000	\$100,000	Agreement signed	9/30/2024
SRPEDD	Taunton River Watershed, MA	BIL 2022	\$100,000	\$85,462	Headwater Planning, Dighton Land Conservation, Trail Infrastructure, and Canal River projects advanced. Project development ongoing. Submitted MVP application for Avon; received EPA Braunfield Grant; finished master plan for DW Field Park; developed more grant applications	9/30/2024
Old Colony Planning Council	Brackton to Plymouth, MA	BIL 2022	\$75,000	\$18,230		9/30/2023
Groundwork Southcoast	Fall River, MA	BIL 2022	\$85,000	\$85,000	Final report submitted and approved; awaiting invoice.	6/30/2023
Save The Bay	NE and Coastal Ponds, RI/MA	BIL 2022	\$100,000	\$85,312	Urban habitat restoration and GI projects advanced; new projects developing.	11/30/2023
Wood-Pawcatuck Watershed Association	Wood-Pawcatuck Watershed, RI	BIL 2022	\$134,800	\$112,501	QAPP approved; work begun; held meetings to refine priority list	6/30/2024
Nature Conservancy of RI	Valley Falls to Pawtucket, RI	BIL 2022	\$300,000	\$290,869	Partner meetings continued to be held; survey work completed; retained contractor to help with fish passage and water rights	12/31/2024
Blackstone River Watershed Council	Central Falls to Pawtucket, RI	BIL 2022	\$15,000	\$1,349	Partnered with Narragansett and Nipmuc Tribes for Spring Fish Migration Parade in May.	9/30/2023
Audubon Society of RI	Providence, RI	BIL 2023	\$70,100	\$0	Agreement signed	10/31/2024
Pawtuxet River Authority	Cranston, RI	BIL 2023	\$93,000	\$0	Agreement finalized; awaiting signature	7/31/2025
City of Providence, RI	Providence, RI	BIL 2023	\$125,000	\$0	Agreement finalized; awaiting signature	9/30/2025
Rehabath Land Trust	Rehabath, MA	BIL 2023	\$79,000	\$0	Agreement signed; kick-off meeting held	9/30/2024
RI Department of Environmental Management	Cranston, RI	BIL 2023	\$60,500	\$0	Agreement signed	4/30/2025
Waanarquatucket River Watershed Council	Johnton, RI	BIL 2023	\$221,322	\$0	Agreement signed	9/30/2025

Total: \$2,543,718 \$1,636,227

**subaward table updated 13 October 2023

***projects removed: Groundwork Southcoast (\$25,000) and Southern RI Conservation District (\$75,000)

Program Evaluation Letter

- NBEP received a “proficient” rating and is eligible to continue receiving Section 320 funding
- Letter highlighted accomplishments (NBEP defining its identity, partner engagement, external communication, working groups) and opportunities (finance plan, NEPORT, Vision 2034 metrics and collaborative goals)
- Next Program Evaluation in 2028
- Thank you for participating!

Wild Things in the Narragansett Bay Region

- October 6, 2023 at Roger Williams U.
- Approx. 100 attendees
- 15 passionate speakers, including!
 - A sea shanty to horseshoe crabs
 - A memoir on quahogging
 - Importance of fish passage
 - Turtles
 - Creepy crawlies
 - Mushrooms, *and*
 - Coyotes



Science Updates

Into the Woods – Solar Fields in the Forest (Part 2) Forests under the Sea – Seagrass Meadows

Solar

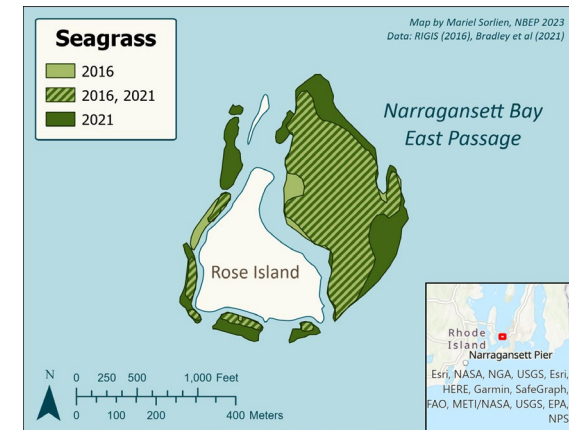
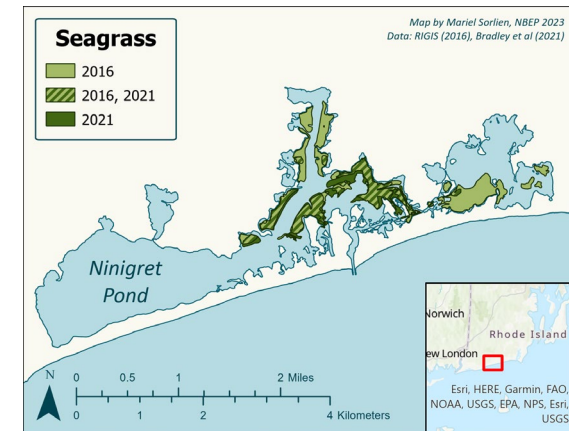
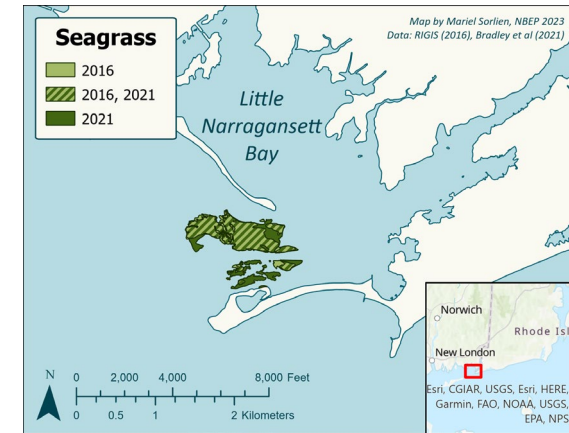
- Working with John Rogan from Clark U
- Have solar field installation data from 2010 to 2022
- Creating update to share where solar fields are in the watershed, what the land was before, and installation trends
- Also looking at when municipal ordinances and bylaws were adopted to see if they impact installation trends

Town	Total Acres	Total number of Solar Fields
North Smithfield	191	9
Freetown	142	15
North Kingstown	122	1
Northbridge	113	9
West Greenwich	98	10

Town	Total Number of Solar Fields	Total Acres
Freetown	15	142
Uxbridge	14	70
Hopkinton	13	66
Richmond	11	64
Norton	10	31
West Greenwich	10	98

Seagrass

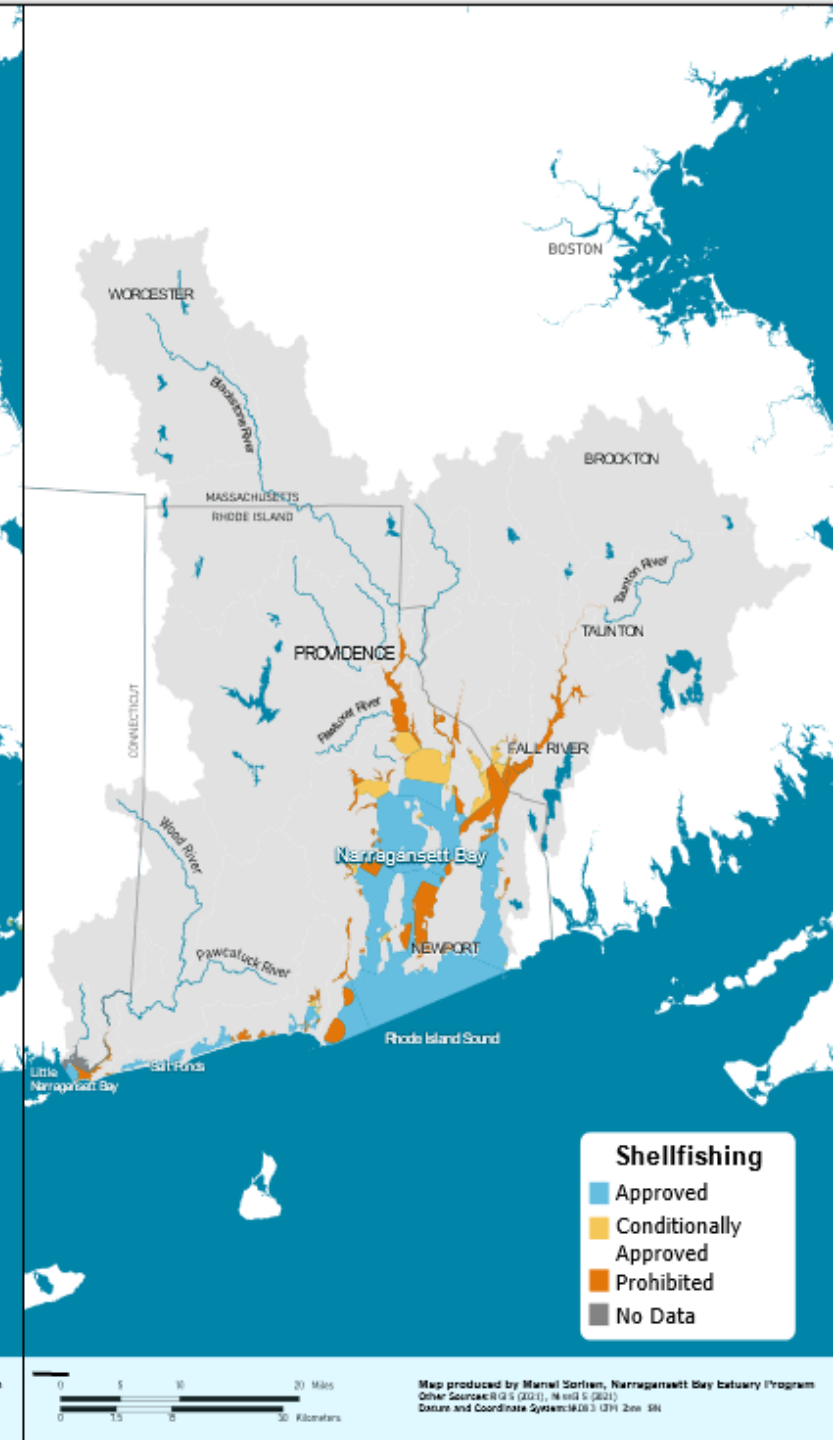
- Received data from Mike Bradley (URI) from the 2021 aerial surveys
- Compared with previous surveys
- Focus on Coastal Salt Ponds and LNB since they were not included in *State of Narragansett Bay and Its Watershed*
- Developed 2-page update for Narragansett Bay



Maps for Save the Bay Aquarium

Nine maps

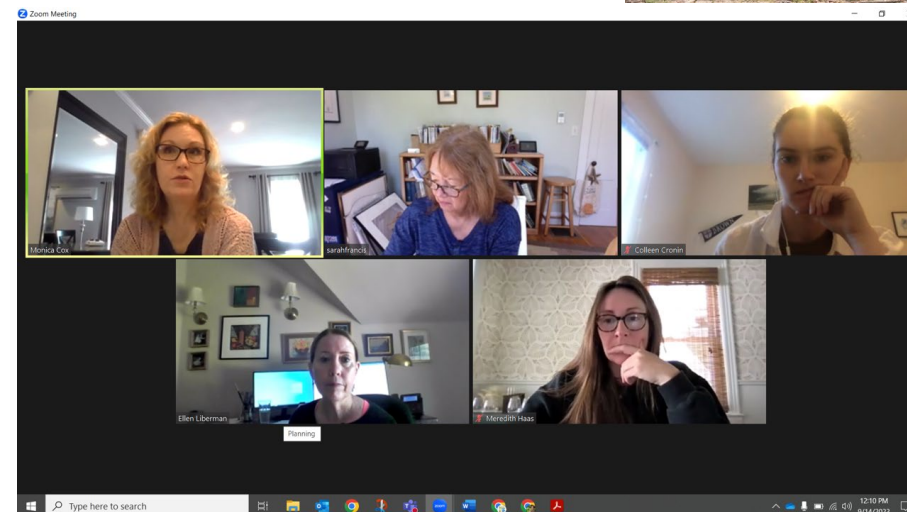
- Depth
- Elevation
- Impervious Surfaces
- Land Use
- Lighthouses
- Save the Bay Projects
- Shellfishing
- Watersheds
- Wetlands and Seagrass



Vision 2034

- Contracting ongoing for technical writing, story development, and design
- Partnership with RI Sea Grant's 41N Magazine – joint issue to be released June 2024
- Outreach to implementing partners to take place late 2023/early 2024
- On target for June 2024 completion

Freshwater access
story photo by
Jesse Burke



41N Magazine
Writers Meeting

Outreach Highlights

6/20: RI DEM re: biodiversity event	7/18: Blackstone Collaborative re: freshwater access	8/30: Save the Bay, Save the Sound: Little Narragansett Bay
6/20: TRWA re: NBEP internship	7/19: SNEP Monitoring Committee	8/31: Rhode Island College re: resilience grant
6/21: URI STEEP re: PFAS research needs	7/21: Puget Sound Partnership re: NBEP Science Plan	8/31: MA DOT re: trash
6/21: RISG re: 41N Magazine	7/24: Racial & Environmental Justice Comm. re: subaward	9/5: RIDEM re: solar in forests
6/22: MA DER re: High Street Dam	7/24: Blackstone River Fish Passage	9/12: Long Island Sound Study re: Little Narragansett Bay
6/23: RINHS biodiversity database meeting	7/26: URI re: seaweed research	9/12: Seaweed collection training
6/26: Clean Ocean Access re: plastics	7/27: RIDEM re: NOAA Climate Resilience Regional Challenge	9/13: EPA, MassDEP, RWU re: PFAS research
6/26: Coastal Institute re: monitoring	7/28: Presentation to Smith College class	9/20: Association of National Estuary Programs
6/26: First Street re: EJMap	7/28: RISG re: internships	9/20: Barrington, RI re: NBEP internships
6/27: TNC-RI re: NBEP internship	8/1: SRPEDD re: NBEP subaward	9/25: SRPEDD Regional Resilience Plan
6/27-6/30: NBEP Program Evaluation Site Visit	8/7: Racial & Environmental Justice Comm. re: subaward	9/25: Woonasquatucket River WC Press Event
7/7: Save the Bay re: collaboration	8/7: RWU visit for internship project presentation	10/2: RI Sen DiMario re: quahog commission, solar
7/7: SNEP re: monitoring data	8/8: Save the Bay re: NBEP subaward	10/4: Mass Bays re: regional eelgrass collaboration
7/7: RIDEM re: eelgrass research proposal	8/15: NBEP RFP Committee Meeting	10/6: Wild Things in Narragansett Bay symposium
7/10: RINHS re: biodiversity event	8/16: Green Hill Pond Site Visit	10/11: EPA re: eelgrass indicator
7/10: TNC re: bay monitoring	8/17: OCPC re: NBEP subaward	10/12: Long Island Sound Eelgrass Collaborative Meeting
7/11: Resilient Taunton Watershed Network meeting	8/18: Blackstone Watershed Collaborative Meeting	10/13: RWU re: seaweed
7/11: Clark University re: solar and forests	8/21: Blackstone River Watershed Council re: subaward	
7/11: NEP Directors Meeting	8/21: Groundwork Southcoast re: subaward	
7/12: NY-NJ Harbor Estuary Program	8/21: EPA re: Trash-Free Waters program	
7/13: TNC MA re: biodiversity event	8/21: EcoRI News re: Vision 2034 Story	

Upcoming Meetings

Executive Committee, week of December 4 via Zoom (poll to come)

Steering Committee, December 14, location TBD

Questions, Feedback?

THANK YOU!